

April Book Report

A Riddle Pop-up Book Report

Genre: Science Fiction or Fantasy - Science fiction is a genre of fiction that deals with imaginative content such as, futuristic settings, futuristic technology, space travel, time travel, parallel universes, and/or extraterrestrial life. Fantasy is a genre of fiction that deals with magic and other supernatural phenomena.

Learning Objectives:

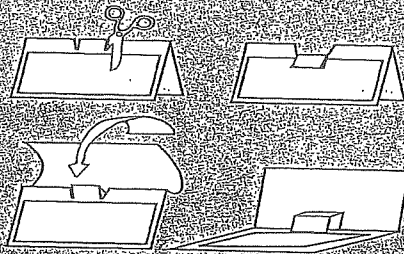
- 1.RL.3: I can describe **characters**, settings, and events in a story.
 - 1.RL.5: I can tell the difference between fiction and nonfiction.
 - 1.RF.4: I can read with fluency, accuracy, purpose, and understanding.
-

A Riddle Pop-up Book Report Instructions

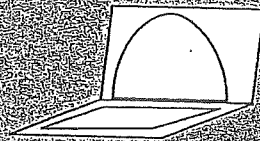
1. This month's genre is **science fiction or fantasy**. Students must choose a book of this genre from the approved classic reading list (or a medal award winner). If there is a book that your child would like to read that is not on this list, email me for approval.
2. Create a Riddle Pop-up Book Report (see attachment) that represents your favorite character from the book that was read. Please follow the attached instructions carefully. Points will be deducted for book reports that do not follow these instructions (see Rubric).
3. Fill in all of the information. Be sure to write neatly.
 - a. Write 3 clues about your favorite character in the "Guess my favorite character: Clues" section.
 - b. Draw a picture of your favorite character in the "The Character" section.
 - c. Write the title, author, illustrator, and your name in the spaces provided.
 - d. Use a piece of colored paper and follow the attached instructions to construct your Riddle Pop-up Book Report.
4. Be creative! Use crayons/markers to make it colorful. (Additional decorations may be used.)
5. This book report is due on: **Monday, April 30th**. Points will be deducted for book reports turned in after the due date.

Riddle Pop-up

1. Fill in the book title, author, illustrator, and your name on the form on page 63.
2. Cut out the pattern. Fold on the fold lines.



3. Glue the pop-up inside a 7" x 8" (18 x 20 cm) piece of construction paper, folded in half.
4. Draw the character. Glue the picture to the tab.



5. Glue the clues to the outside of the folder.
6. Read your riddle. Look inside for the answer.

★ Guess my favorite character. ★
Clues


1. Tiny as your thumb.
2. Born from a tulip.
3. Everyone loves her.


★

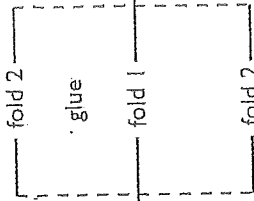
A Riddle Pop-up

Individual Book Report Project

Fill out the information. Cut out and fold the pattern. Glue it inside a 7" x 8" (18 x 20 cm) piece of construction paper folded in half. Write clues and glue them on the outside. Draw and label the character. Glue the picture on the pop-up tab.







Title: _____

Author: _____

Illustrator: _____

My Name: _____

★ Guess my favorite character. ★


Clues

1. _____

2. _____

3. _____

★ _____ ★



The Character

April Book Report Rubric

____/10	Genre: Science Fiction or Fantasy (see #1)
____/10	Riddle Pop-up Book Represents a Character (see #2)
____/10	Information Written <u>Neatly</u> and Completed in Accordance with Instructions (see #3)
____/10	Assembled in Accordance with Instructions (see #3 and #4)
____/10	Turned In On, or Before, the Due Date (see #5)
____/50	